



ICT in SES

HTML5

Lesson №2

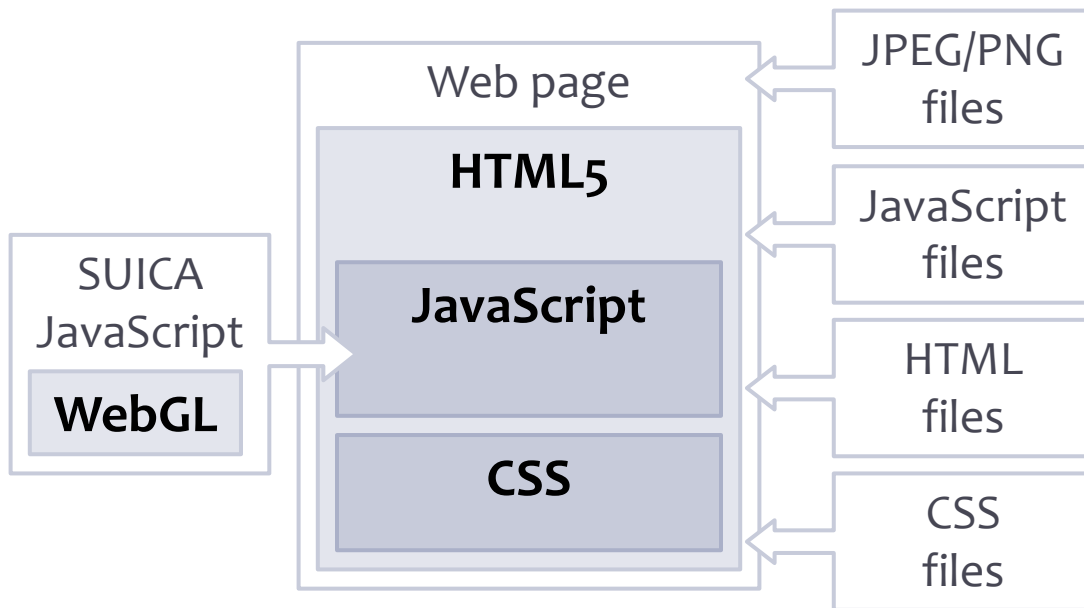


Used technologies

Technologies used in the course



Different, but complementing

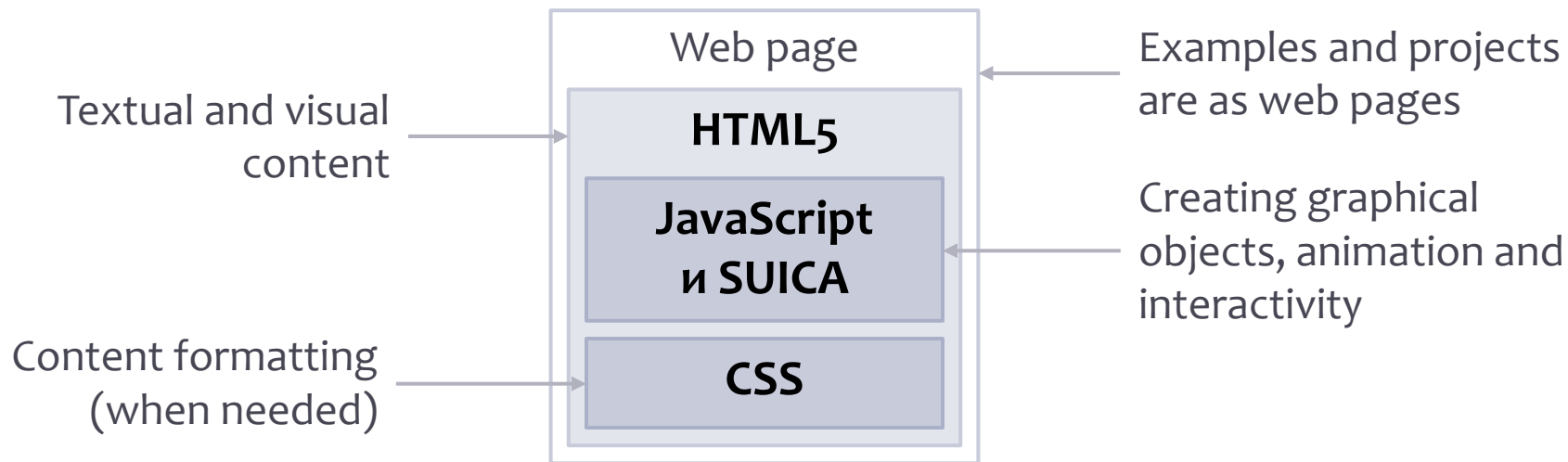


Architecture



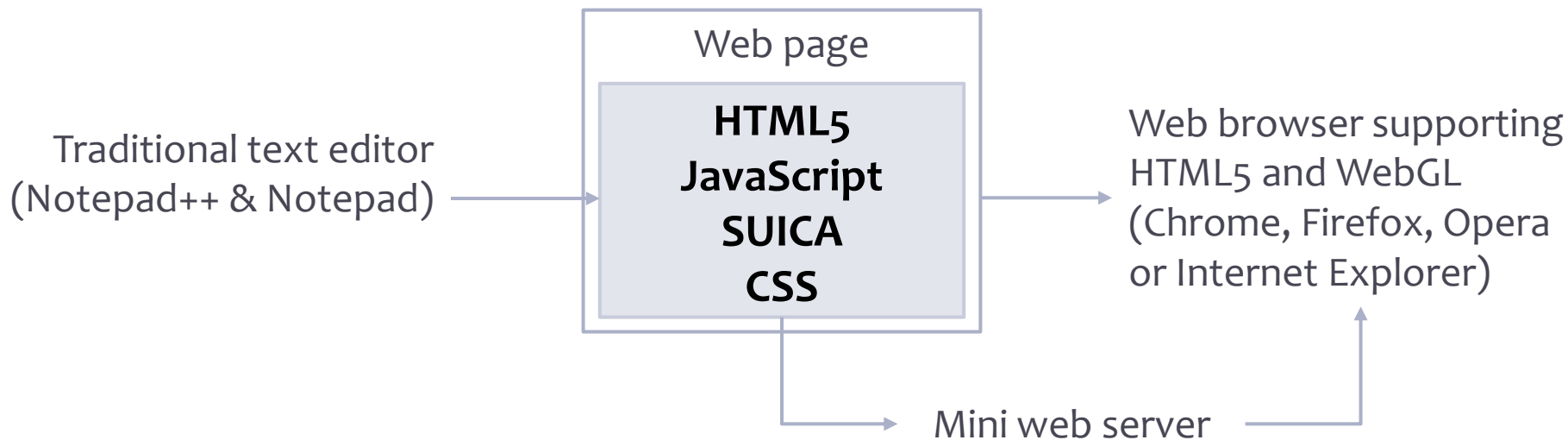
Application of SUICA

- Programming where JavaScript is





Software used in the course



Access to software



Само безплатен софтуер

- Notepad++ [<http://notepad-plus-plus.org>]
- Chrome [<http://www.google.com/chrome>]
- Firefox [<http://www.mozilla.org/en-US/firefox/new>]
- Opera [<http://www.opera.com>]
- QuickPHP [<http://www.zachsaw.com>]
- You may use other software of your choice

Browser requirements



WebGL support

- Modern browsers support WebGL
- Some tablet or smartphone browsers do not

WebGL & JavaScript turned on

- Some browsers have them tuned off by default

HTML5 support

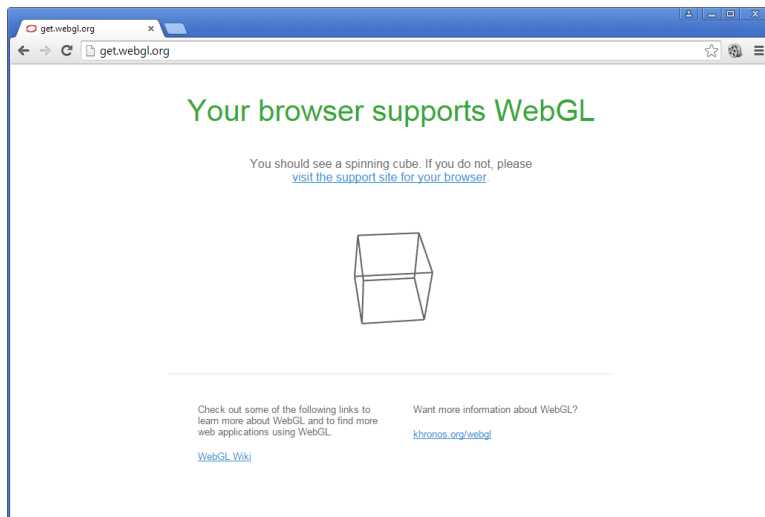
- Modern browsers support HTML5

WebGL check



Check WebGL support

- Go to WebGL [<http://get.webgl.org>]
- You should see a spinning cube





HTML5



What is HTML

- Acronym for HyperText Markup Language
- Language for describing web page content
- Uses marked-up (tagged) text
- Tags do not show up in the web page

History of HTML



Versions

- 1991 – HTML
- 1995 – HTML2
- 1997 – HTML3 и HTML4
- 2014 – HTML5

What is new in HTML5



New elements

- For 2D and 3D graphics
- For multimedia
- For semantic marking

Removed elements

- Some elements are removed from HTML5, as they have better alternatives



HTML

Document and elements



HTML document

- Text document with HTML elements (tags)

HTML elements

- Marked by tags in sharp parentheses
- Beginning is marked by `<tag>`, end – by `</tag>`
- Element contents is between `<tag>` and `</tag>`
- Empty element without content `<tag/>`
- Elements can be nested

Attributes



Parameters to HTML elements

- Short attributes, only names `<tag attribute>...</tag>`
- Full attributes with values `<tag attribute="...">...</tag>`
- One element may have several attributes
`<tag attr1 attr2="..." attr3="..." attr4 attr5>...</tag>`

Purpose of attributes

- Define details about the elements
- May contain CSS formatting or JavaScript code

<!DOCTYPE>



Document type

- At the very beginning of the document, not part of HTML
- Defines that the following text is HTML
- HTML is not the only markup language

```
<!DOCTYPE html>  
:
```

TRY IT

<html>



Basic element

- Marks the beginning and end of HTML
- Content and programming code in inside
- Could be skipped

```
<!DOCTYPE html>  
<html>  
:  
</html>
```

TRY IT

HTML comment



Additional texts

- Do not show up in the web page
- Could be anywhere when a tag can be

```
<!DOCTYPE html>  
<html>  
    <!-- This is comment -->  
</html>
```

TRY IT

Element <head>

<head>



Head element

- Nested as a first element inside <html>
- Contain general properties of the web page

```
<html>  
  <head>  
  :  
  </head>  
</html>
```

TRY IT

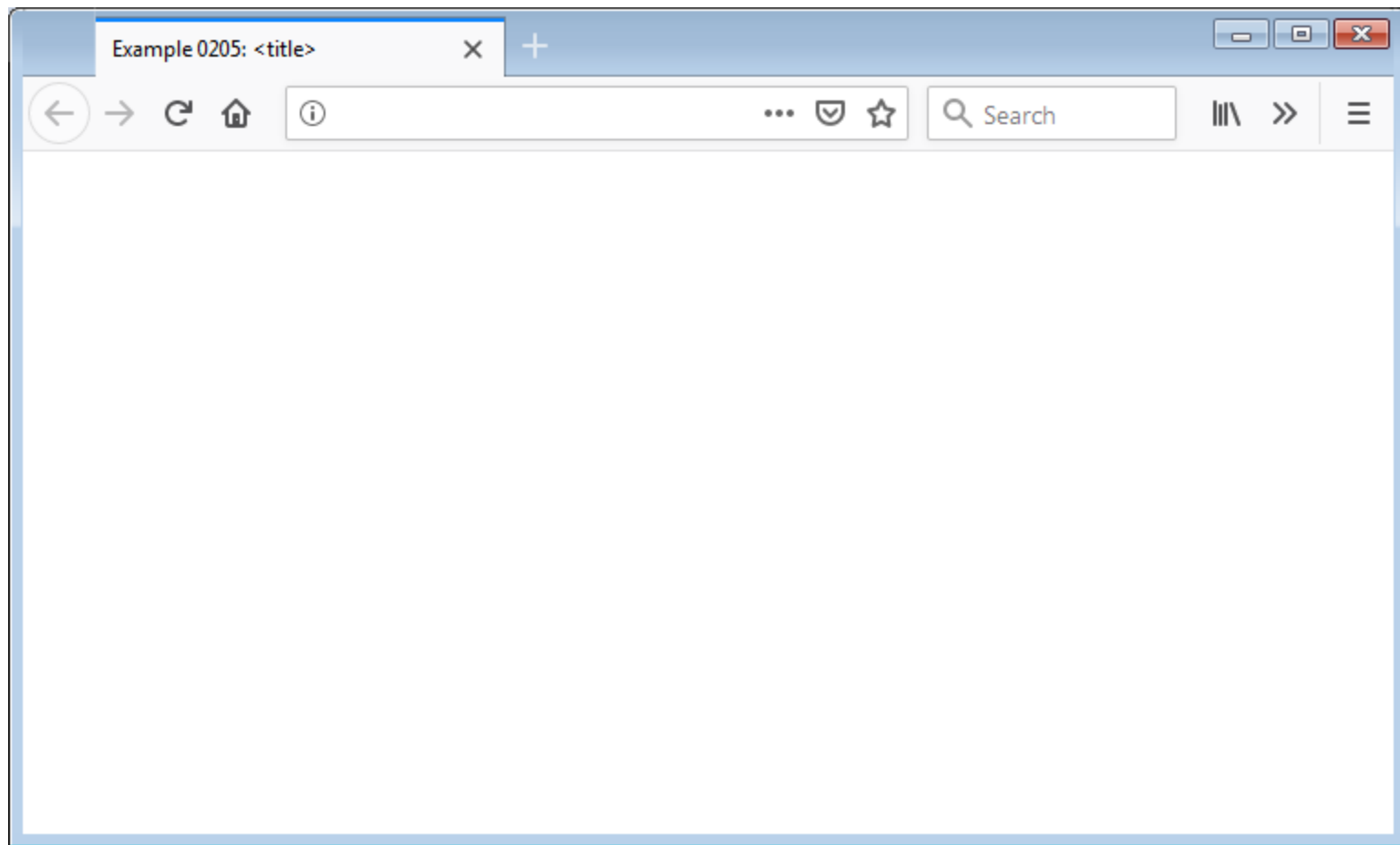
<title>



Page title

- Nested as element inside <head>
- Defines page title, usually shown as tab caption

```
<html>
  <head>
    <title>Example 0205</title>
  </head>
</html>
```



TRY IT

<meta>



Web page metadata

- Nested in <head>, not show on the screen
- Optional, but recommended element

Attributes **name** and **content**

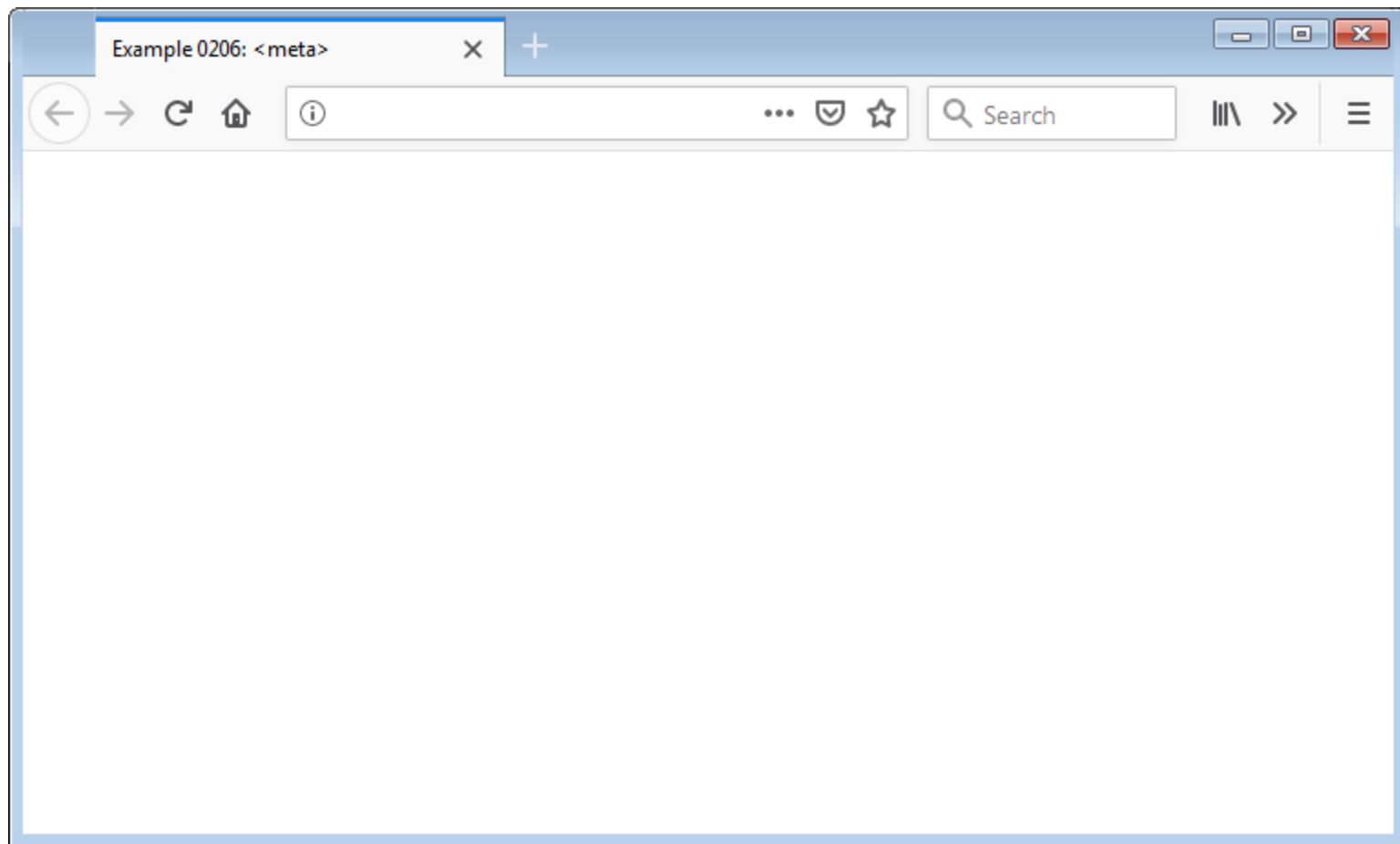
- Always paired as type-value
- Attribute **name** is **author**, **description**, **keywords** and so on
- Attribute **content** is the value

Attribute **charset**

- File encoding
- Encoding **utf-8** supports non-Latin characters

```
<head>
  <meta charset="utf-8">
  <meta name="description" content="Example file">
  <meta name="keywords" content="HTML5,SUICA">
  <meta name="author" content="SUICA">

  <title>Example 0206</title>
</head>
```

TRY IT

Element <body>

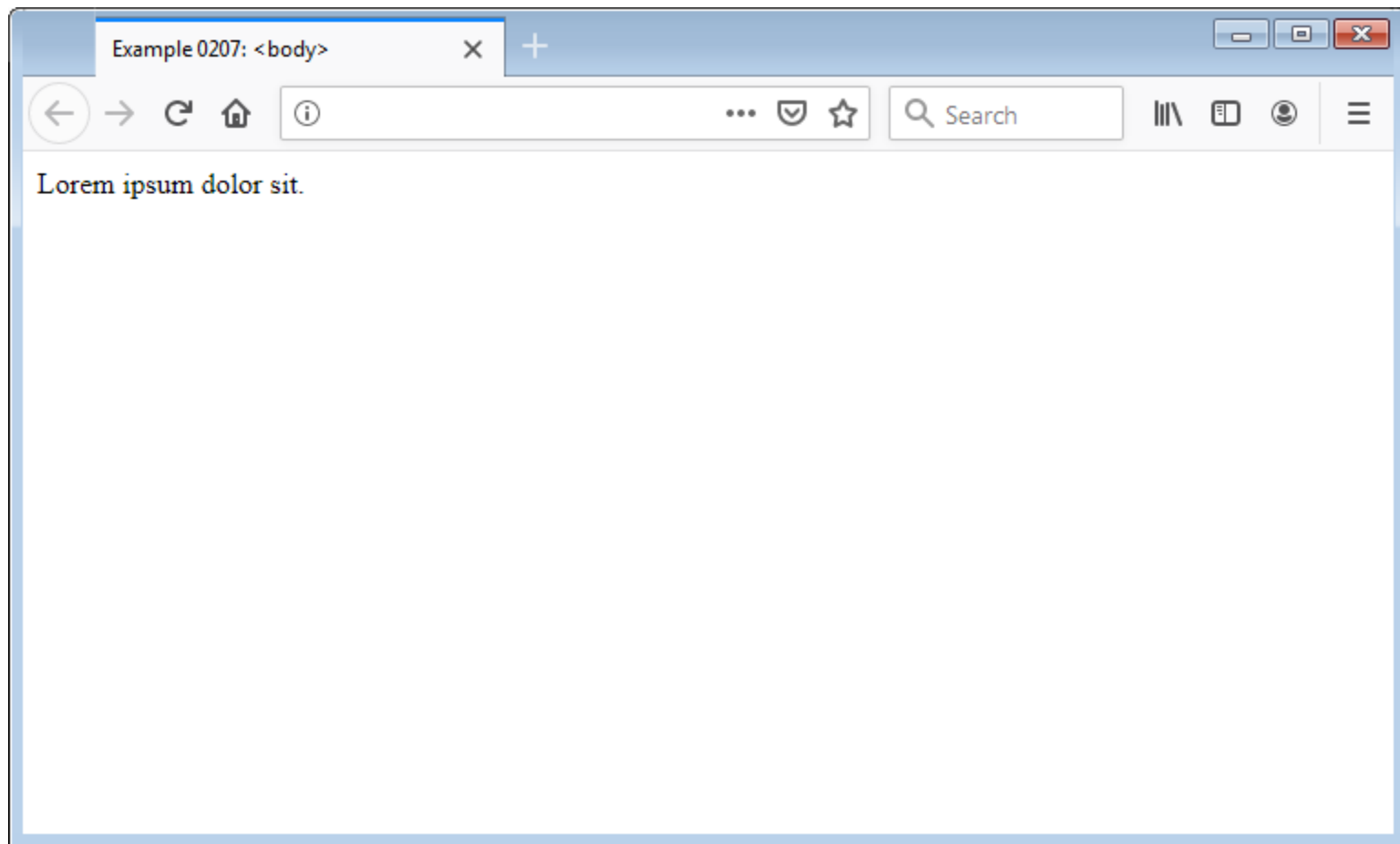
<body>



Basic element

- Nested as a second element in <html>, right after <head>
- Contains the page content

```
<html>  
  <head>...</head>  
  <body>  
    Lorem ipsum dolor sit.  
  </body>  
</html>
```



TRY IT

Contents



The contents of `<body>`

- The text of the page
- Tags for formatting
- Tags for non-textual content
- Tags for semantic elements

General rules

- Spaces and new lines merge into a single space
- Element style is modified by CSS



Text formatting

Formatting tags



Text blocks

- Headers from `<h1>...</h1>` to `<h6>...</h6>`
- Text paragraph `<p>...</p>`

```
<h1>Lorem ipsum dolor sit</h1>
```

```
<p>Donec non ipsum malesuada, sollicitudin orci  
nec, placerat leo. Curabitur faucibus quam in magna  
suscipit, vitae pretium mauris finibus.</p>
```



TRY IT

Text formatting

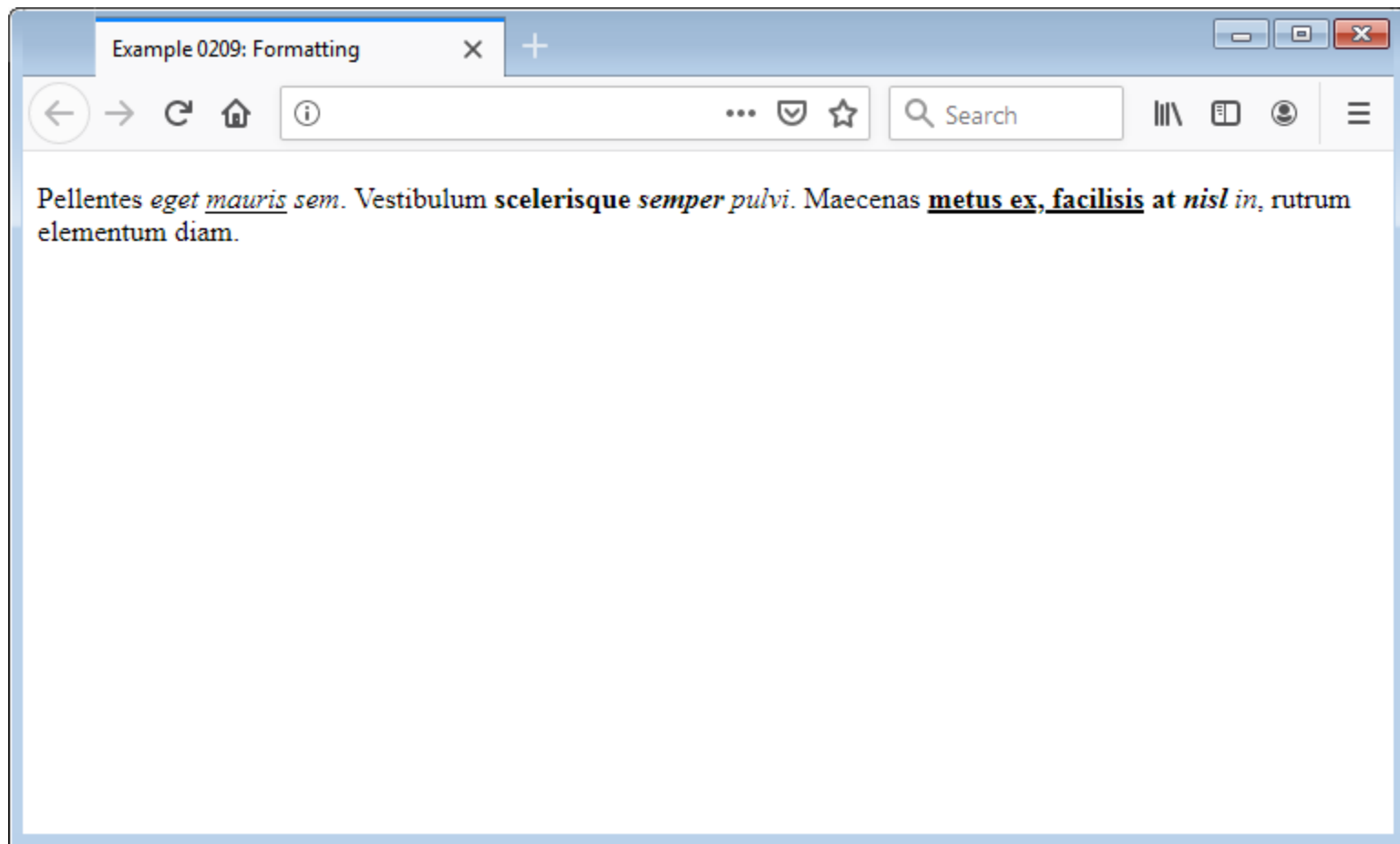
- Bold text `...`
- Italics text `<i>...</i>`
- Underlined text `<u>...</u>`

```
<p>Pellentes eget mauris sem.</p>
```

Nesting

- Tags are completely nested, not cross-nested

```
<p>Pellentes eget mauris sem.</p>
```



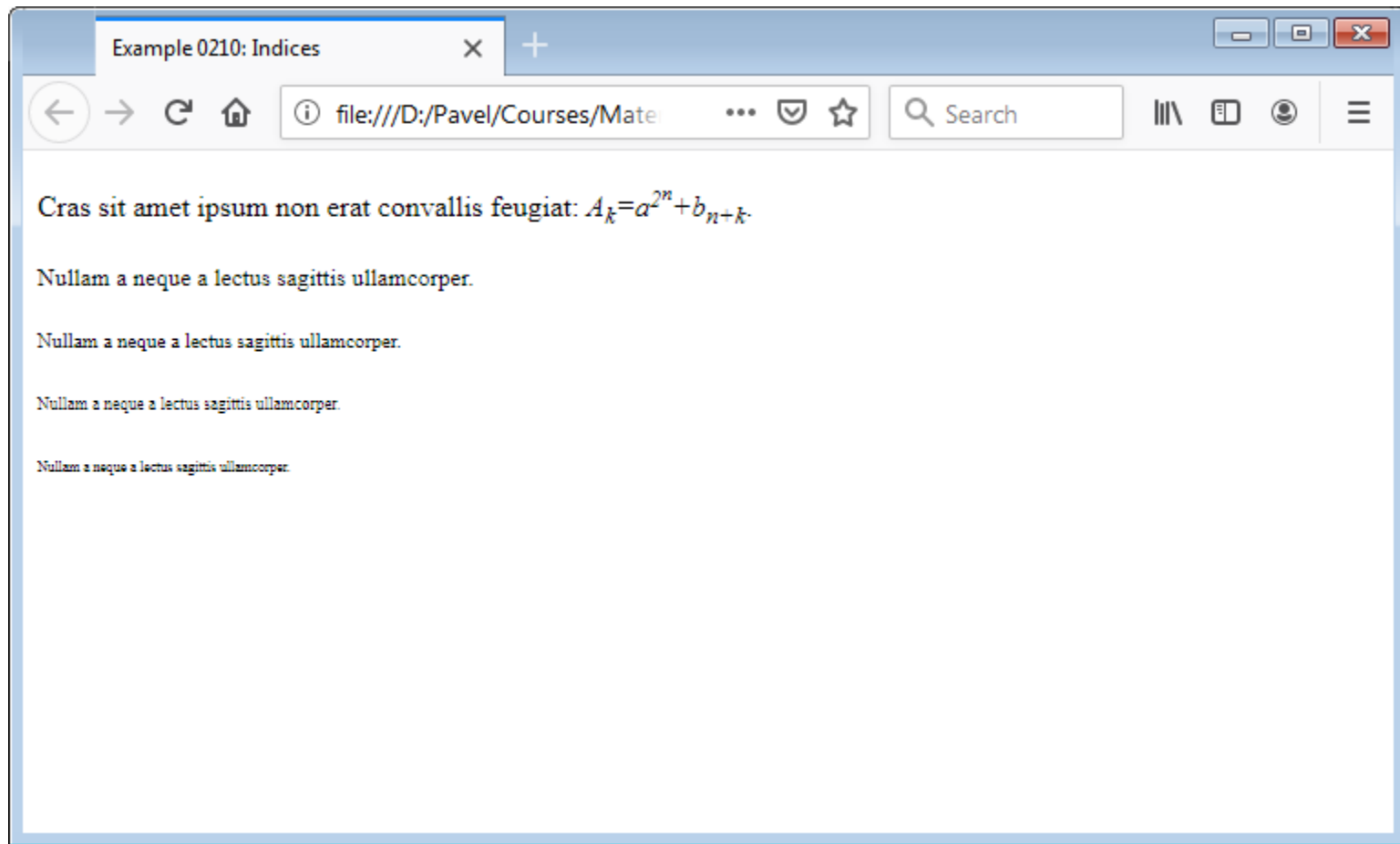
TRY IT

Small text

- Small text `<small>...</small>`
- Supscripts `^{...}`
- Subscripts `_{...}`
- It is possible to nest these tags too

`A_k=a^{2ⁿ}`

`<small><small>Nullam a neque a lectus sagittis
ullamcorper.</small></small>`



TRY IT

Tags for code fragments

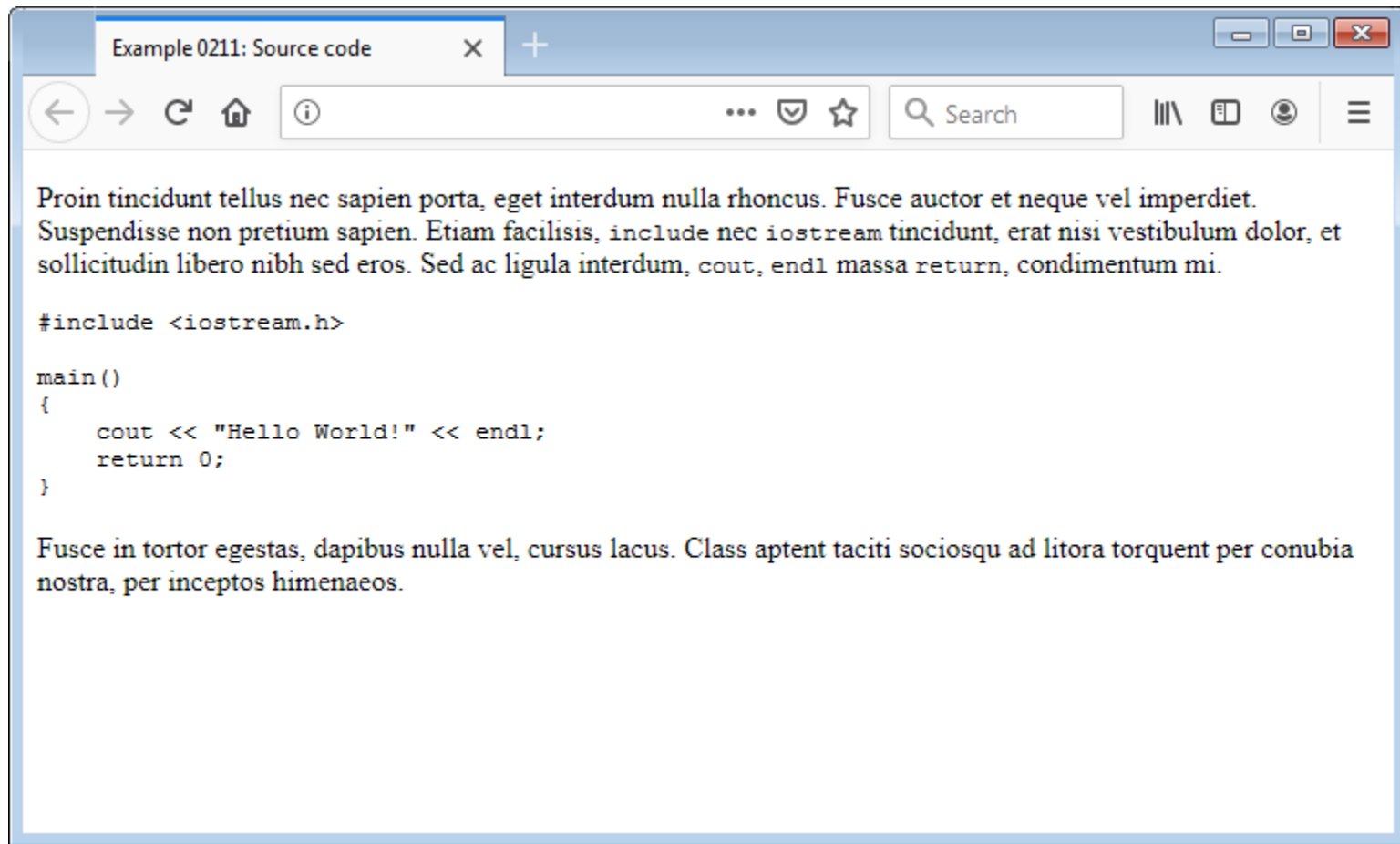


Source code

- Same character width (monospace) `<code>...</code>`
- Preserving spaces and new lines `<pre>...</pre>`

```
<p>Etiam facilisis, <code>include</code> nec  
<code>iostream</code></p>
```

```
<pre>main()  
{  
    return 0;  
</pre>
```



TRY IT

Tags for lists

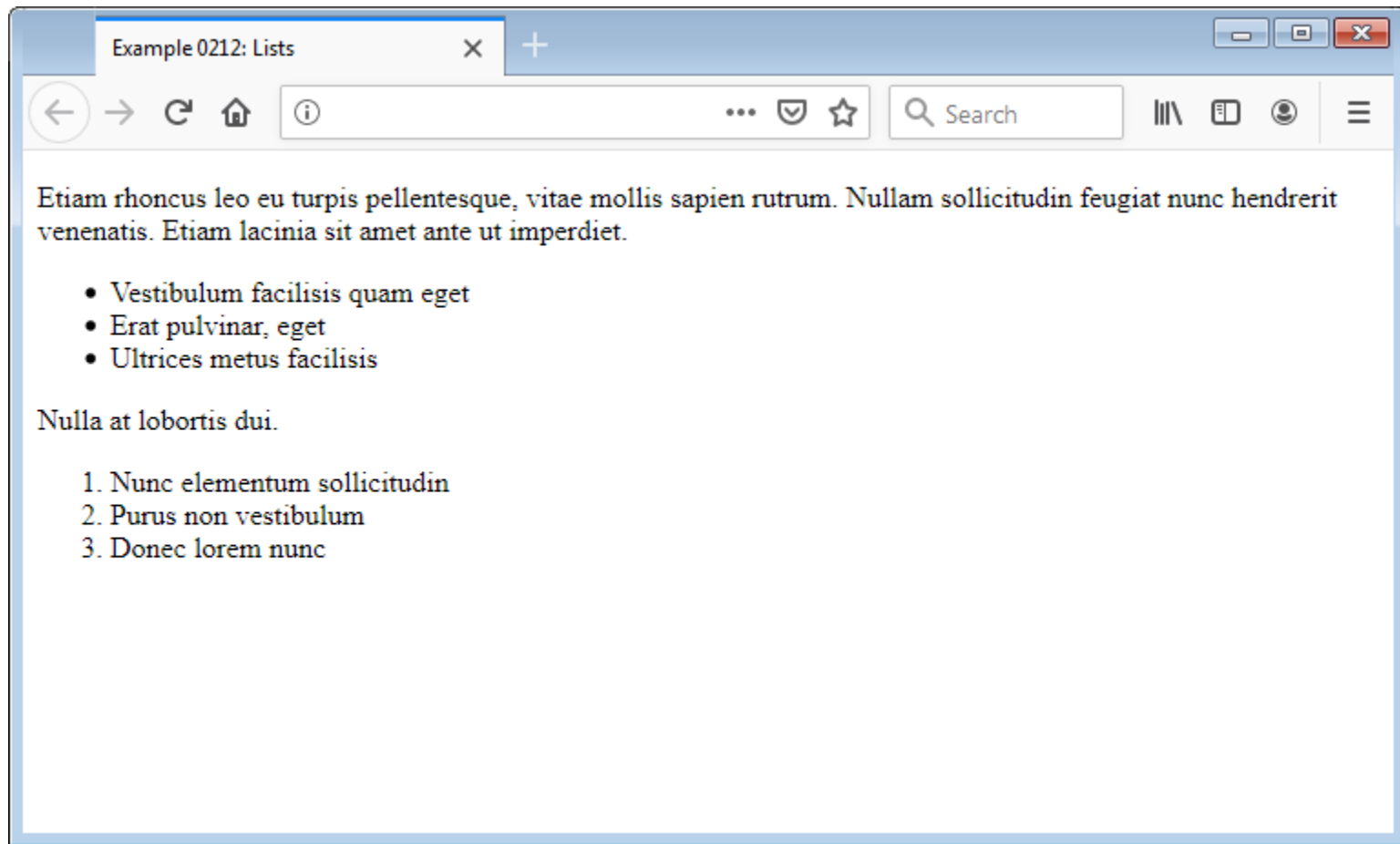


Lists of elements

- Ordered list `...`
- Unordered list `...`
- List item `...`

```
<ul>  
  <li>Vestibulum</li>  
  <li>Erat pulvinar</li>  
  <li>Ultrices</li>  
</ul>
```

```
<ol>  
  <li>Nunc</li>  
  <li>Purus non</li>  
  <li>Donec</li>  
</ol>
```



TRY IT

Tags for links

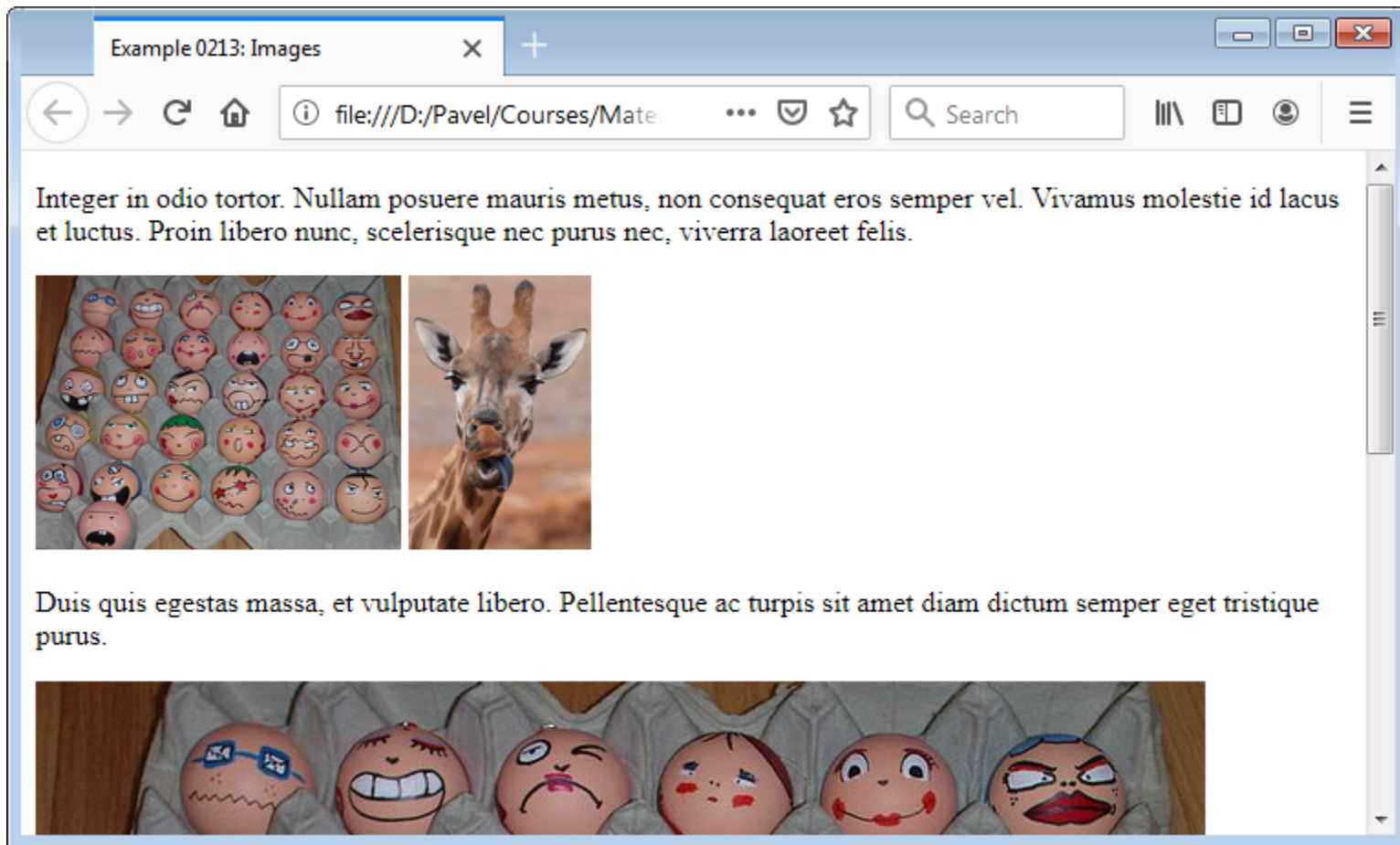


Links to images

- Tag `...` for showing an image
- Compulsory attribute `src` with image's address
- Attributes `width` and `height` set visible image size

```
  
  
  

```



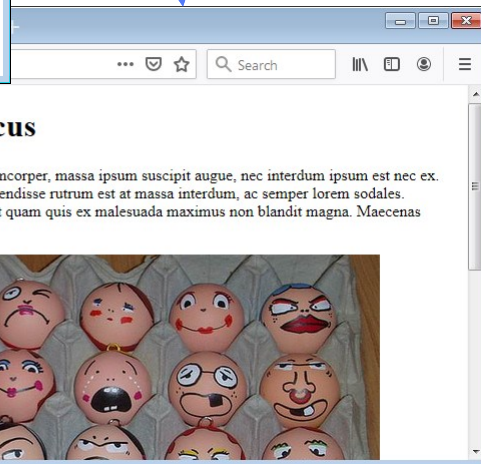
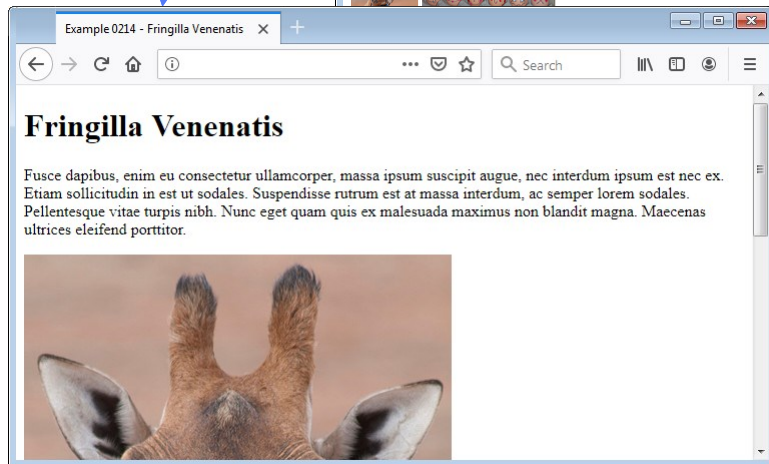
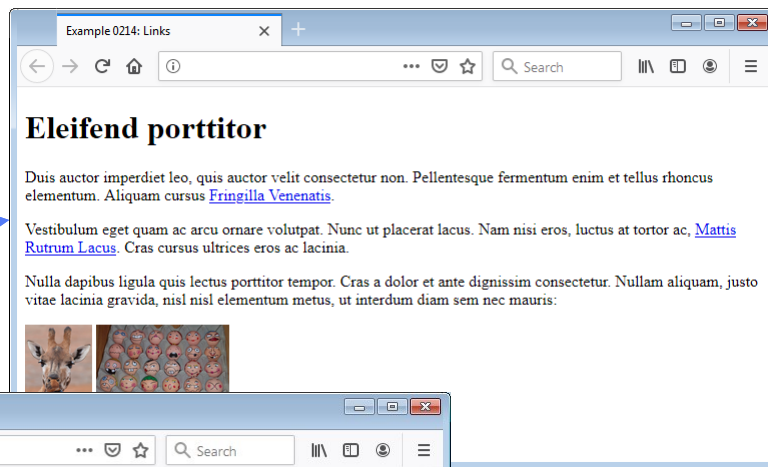
TRY IT

Link to pages

- Tag `<a>...` (from *anchor*)
- Page address is in attribute `href`
- Tag's content is shows as link, it may contain other HTML elements, including images

```
<a href="Giraffe.html">Fringilla Venenatis</a>
```

```
<a href="Giraffe.html">  
    
</a>
```



TRY IT

Tags for tables



Tables

- Defined row by row

Tags

- Main tag `<table>...</table>`
- For every row `<tr>...</tr>` (table row)
- Header cells `<th>...</th>` (table header)
- Data cells `<td>...</td>` (table data)
- Difference between `<th>` and `<td>` is the formatting

Example

- Using attribute **border** for table borders
- HTML5 does not support borders (use CSS for this), but most browsers still acknowledge this attribute

```
<table border="1">
  <tr>
    <th>Maecenas</th>
    <th>At massa</th>
  </tr>
  <tr>
    <td>Pulvinar non sed sem</td>
    <td>Tortor</td>
  </tr>
</table>
```

Example 0215: Tables			
Maecenas	At massa	Sit amet	Augue iaculis
Pulvinar non sed sem	Tortor	Nulla	Maecenas ullamcorper turpis quam, vel aliquet justo ornare mattis. Phasellus cursus eu ipsum sed faucibus. Sed egestas odio sed faucibus scelerisque.
Suspendisse placerat libero	Maximus	Scelerisque	Quisque facilisis vehicula purus, lobortis tincidunt leo sagittis vel. Quisque bibendum rutrum leo vitae viverra.
Duis at feugiat	Proin mi	Fermentum	Vivamus suscipit sapien eu erat fringilla vestibulum. Aliquam interdum tortor et quam sagittis, non fringilla felis bibendum. Phasellus non maximus nunc.

TRY IT

Merging cells

- Attribute **rowspan** defines the number of merged rows
- Attribute **colspan** defines the number of merged columns
- They are applied to **<td>** or **<th>**

```
<table border="1">
  <tr>
    <th colspan="2">Maecenas</th>
  </tr>
  <tr>
    <td>Pulvinar non sed sem</td>
    <td>Tortor</td>
  </tr>
</table>
```

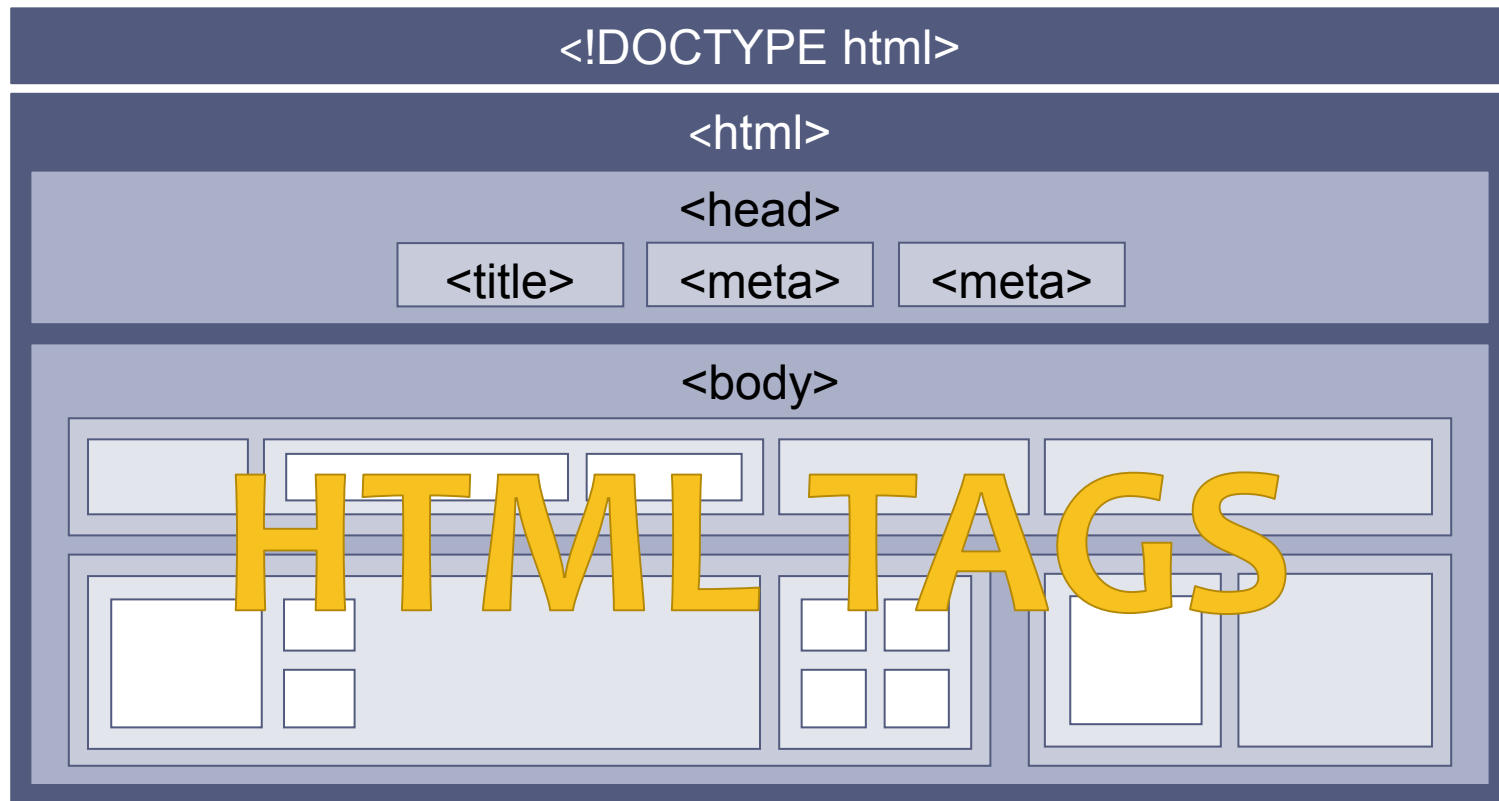

Example 0216: Cell merging			
<div> <div> <div>←</div> <div>→</div> <div>↺</div> <div>🏠</div> <div>ℹ</div> <div>⋮</div> <div>🛡</div> <div>☆</div> <div>🔍 Search</div> <div>📖</div> <div>📄</div> <div>👤</div> <div>☰</div> </div> </div>			
Maecenas	At massa		Augue iaculis
Pulvinar non sed sem	Tortor	Nulla	Maecenas ullamcorper turpis quam, vel aliquet justo ornare mattis.
	Maximus	Scelerisque	Phasellus cursus eu ipsum sed faucibus. Sed egestas odio sed faucibus
Duis at feugiat	Proin mi	Fermentum	scelerisque.

TRY IT



Summary

HTML page





Various tags

- We mentioned just a few of them
- Also, only a few of their attributes are presented

Some elements will be introduced in the other lessons

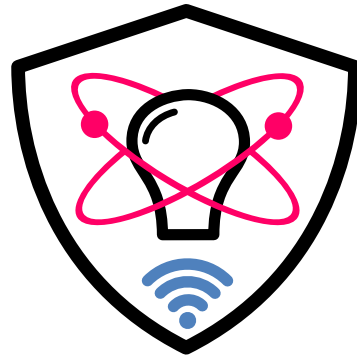
- HTML elements for graphics, video and sound
- HTML elements for entering data and building user interface
- Programming access to HTML elements and their attributes

More



Additional info

- Here: <http://www.w3schools.com/html>
- Attention! Check versions – prefer HTML5 examples



ICT in SES

End

Comments, questions